

# Novatech®

## Urbania & Loft Aluminum Patio Doors



### USINE

1355 chemin de la Cité-des-jeunes,  
Saint-Polycarpe, QC  
J0P 1S05

### SALLE DE MONTRE

299 chemin de la Cité-des-Jeunes,  
St-Clet, QC  
J0P 1S0

✉ [info@fibresfutures.com](mailto:info@fibresfutures.com) ☎ 450 267-7818 🌐 [fibresfutures.com](http://fibresfutures.com)



Urbania panoramic door. 16' x 8' (4.81 m x 2.42 m)





Urbania asymmetrical door in black, 10' x 8' (3.02 m x 2.42 m) with black handle and black anodized aluminum sill (Option)

## Urbania & Loft Aluminum Patio Doors

Courage changes everything. That's why our engineers dared to challenge the status quo and set out to reinvent the aluminum patio door. **Offering unparalleled performance and a panoramic view in two or four panel configurations,** Urbania and Loft products will turn your living space into a memorable gathering spot for family and friends where you'll feel at home.

## Infinite Design Possibilities

Urbania & Loft are available in three configurations that are trendy, functional and visually striking both inside and out. Combined with our sidelite and transom system, the possibilities are endless when creating impressively large custom window walls.

## Effortless Opening and Closing

Tandem wheels and the available lift & slide mechanism make sliding oversized panels frictionless. Each detail was designed to make the panels light and their opening and closing simple and enjoyable.

## Better Thermal Performance

Composite thermal barriers and an innovative sealing system are brought together to offer the highest performance ratings in their categories.

## Aluminum's Undeniable Durability

Aluminum's resistance to heat, cold and corrosion, as well as its superior durability make it the best choice for a long-lasting, sturdy, maintenance-free product, especially for dark painted doors.

## Enhanced Security

Urbania & Loft doors are engineered to withstand wind loads and the toughest climates. Built with standard multipoint locking mechanisms, these doors will give you the peace of mind you deserve.

- 
- |   |   |
|---|---|
| 1. Contemporary-style handle                    | 5. Clean and simple design and finish             |
| 2. 3" sash width for a maximized window surface | <b>NEW</b>  |
| 3. Black warm edge spacer                       | 6. Black anodized or clear anodized aluminum sill |
| 4. Thermally broken aluminum frame and sash     |   |







Loft lift & slide patio door, 10' x 8' (3.02 m x 2.42 m) black with brushed chrome handle

## Think Bigger!

### Loft — Lift & Slide Patio Door

For new construction and renovation projects alike, improve your view and let more light in thanks to the Loft door's oversized glass panels. Its lift & slide mechanism makes it possible to build sizable patio doors using only two panels, for an impressive and uncluttered view.







## The Perfect Frame for a Perfect View

### **Urbania Panoramic**

Urbania's new center opening configuration creates a very large glass surface for a prestigious look. Available up to 16 feet (4.81 m) wide and 8 feet (2.42 m) high, this configuration boasts the largest opening of our product line, making Urbania the ultimate choice for seamlessly integrating exterior and interior living spaces.







Urbania panoramic door in black, 16' x 8' (4.81 m x 2.42 m) with brushed nickel handle (option)





Urbania asymmetrical door in black, 9' x 8' (2.72 m x 2.42 m) with sidelite, transom and brushed nickel handle (option)

## A Highly Versatile System

With their asymmetrical configuration, sidelites and transoms, the Urbania and Loft product line is a flexible and modular fenestration system that will give you the freedom to accomplish your most impressive projects.



Available in Revit Format.  
 Download the specifications package from our [Professionals](#) page.



### Asymmetrical Configuration

Combining an impressively wide fixed sash with the ease of operation of a smaller and lighter sliding door, this configuration fits perfectly with today's trends in home fenestration and bring the "wow" factor.



### Sidelites and Transoms

Our framing system allows the addition of very large transoms and sidelites to create glass walls that are as astonishing as they are efficient.

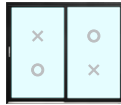


## Urbania — Sliding Patio Door

### Two Panels



Available left- or right-handed



HEIGHT	79½" (2019 mm)	81" (2057 mm)	95½" (2426 mm)	107½" (2730 mm)
WIDTH				
5'	—	—	59½" (1511 mm)	—
6'	71½" (1816 mm)	70½" (1791 mm)	71½" (1816 mm)	71½" (1816 mm)
8'	95½" (2426 mm)	94½" (2400 mm)	95½" (2426 mm)	95½" (2426 mm)
9'	107" (2718 mm)	107" (2718 mm)	107" (2718 mm)	—

### Asymmetrical Two Panels



Available left- or right-handed



HEIGHT	79½" (2019 mm)	81" (2057 mm)	95½" (2426 mm)	107½" (2730 mm)
WIDTH				
7'	83½" (2121 mm)	82½" (2096 mm)	83½" (2121 mm)	83½" (2121 mm)
8'	95¼" (2419 mm)	94¾" (2407 mm)	95¼" (2419 mm)	95¼" (2419 mm)
9'	107¼" (2724 mm)	106¾" (2711 mm)	107¼" (2724 mm)	107¼" (2724 mm)
10'	119¼" (3029 mm)	118¾" (3016 mm)	119¼" (3029 mm)	119¼" (3029 mm)

### Panoramic Four Panels



Center opening



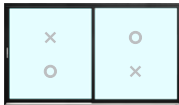
HEIGHT	79½" (2019 mm)	81" (2057 mm)	95½" (2426 mm)	107½" (2730 mm)
WIDTH				
10'	—	—	117⅜" (2982 mm)	—
12'	141⅝" (3590 mm)	139⅞" (3542 mm)	141⅝" (3590 mm)	141⅝" (3590 mm)
16'	189⅝" (4810 mm)	187⅞" (4758 mm)	189⅝" (4810 mm)	189⅝" (4810 mm)

## Loft — Lift & Slide Patio Door

### Two Panels



Available left- or right-handed



HEIGHT	79½" (2019 mm)	81" (2057 mm)	95½" (2426 mm)	107½" (2730 mm)
WIDTH				
6'	71½" (1816 mm)	70½" (1791 mm)	71½" (1816 mm)	71½" (1816 mm)
8'	95½" (2426 mm)	94½" (2400 mm)	95½" (2426 mm)	95½" (2426 mm)
9'	107" (2718 mm)	107" (2718 mm)	107" (2718 mm)	107" (2718 mm)
10'	119" (3022 mm)	119" (3022 mm)	119" (3022 mm)	119" (3022 mm)
12'	143" (3632 mm)	143" (3632 mm)	143" (3632 mm)	—

### Asymmetrical Two Panels



Available left- or right-handed



HEIGHT	79½" (2019 mm)	81" (2057 mm)	95½" (2426 mm)	107½" (2730 mm)
WIDTH				
7'	83½" (2121 mm)	82½" (2096 mm)	83½" (2121 mm)	83½" (2121 mm)
8'	95¼" (2419 mm)	94¾" (2407 mm)	95¼" (2419 mm)	95¼" (2419 mm)
9'	107¼" (2724 mm)	106¾" (2711 mm)	107¼" (2724 mm)	107¼" (2724 mm)
10'	119¼" (3029 mm)	118¾" (3016 mm)	119¼" (3029 mm)	119¼" (3029 mm)

## Options

### Available Colors

#### Frame and Sash Color

Custom colors available on demand.



**White K-1285**



**Black K-90421**



**Clear Anodized (Option)**

Any combination of these colors on the inside and outside of the frame and sash is possible.

#### Sill Color



**Clear Anodized outside/inside**  
Ideal for white or light-colored doors.



**Black Anodized outside/Clear inside (Option)**  
Ideal for black and white doors.



**Black Anodized outside/inside (Option)**  
Ideal for black or dark doors.

### Hardware

#### Urbania — Studio handle



INT EXT

Double-point mortise (Standard)  
Keyed lock option available



White



Black



Brushed Nickel\*  
(Option)

#### Loft — Kora lift & slide handle



INT EXT

Triple-point mortise (Standard)



White



Black



Satin  
Chrome

\* Corrosion protection not available for the Brushed Nickel finish.

### Other Options

#### Configuration Options

Custom sizes

Sidelites 

Transoms 

Custom colors on demand

1 ¼" triple-pane insulated glass with Low E glass\*

1 ¼" triple-pane insulated glass with dual Low E glass\*

#### Accessory Options

Grids\*

Keyed lock (Urbania)

Stainless steel corrosion-resistant double-point locking mechanism (Urbania)

Ultra-resistant Robusto screen

\*Options only available for some door configurations.

#### Installation Options

Frame width: 6", 7 ¼", 8" or 9 ¼"

Nailing fin (width behind nailing fin: 4 ⅞" or 6 ⅞")

Aluminum brick moulding



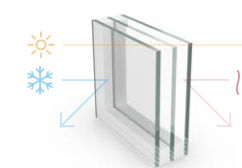
Aluminum interior drywall moulding

Aluminum sill extension



# Specifications

## Performance

			ENERGY STAR
	<b>Insulated glass</b> 	<b>1" double-pane with one Low E glass surf. 3, 3mm</b> 	<b>1 1/4" triple-pane with one Low E glass surf. 5, 3mm (Option)*</b> 
<b>Function</b>	Captures the heat from solar rays, repels the cold and keeps heat inside.	Repels the solar heat and keeps heat and cooling inside.	Captures the heat from solar rays, repels the cold and keeps heat inside.
<b>U Value **</b>	$W/m^2K$ $BTU/(hr\ ^\circ F\ ft^2)$	1.87 0.33	1.82 0.32
<b>Energy Rating ***</b>	31	17	37

\* Options only available for 8' x 8' doors or smaller.

**Air:** A3

**Water:** DP 50 (360 Pa)

**Global:** LC 40 without reinforcement, CW 50 with reinforcement (Option)

**Condensation Resistance Index:** I=53

Reference: 95 1/2" x 95 1/2" door (OX/XO)

Harmonized standards — AAMA/WDMA/CSA101/I.S.2/A440-11

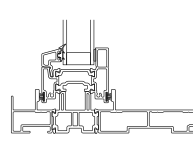
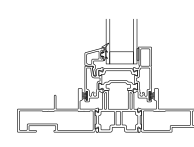
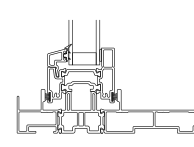
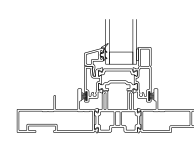
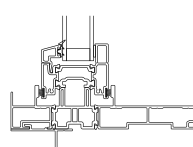
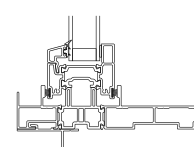
**Noise Reduction:**

4 mm + 4 mm Insulated Glass: STC 31, OITC 23

4 mm + 6 mm Insulated Glass (Option): STC 35, OITC 28

## Frame Configurations

Multiple configurations to simplify installation for various wall depths.

		With 2" Interior Aluminum Frame Extension			
	<b>6" Frame</b>  153.91mm (6")	<b>7 1/4" Frame</b>  184.15mm (7 1/4")	<b>8" Frame</b>  204.71mm (8")	<b>9 1/4" Frame</b>  234.95mm (9 1/4")	
With Nailing Fin	<b>6" Frame with Nailing Fin</b>  115.90mm (4 5/8") 153.91mm (6")		<b>8" Frame with Nailing Fin</b>  166.7mm (6 5/8") 204.71mm (8")		

\*\* The U Value is the insulated glass' capacity to resist heat transfer. The lower this value, the better the window insulates.

\*\*\* The Energy Rating balances a product's U Value with its solar heat gain and airtightness. A higher value indicates a more energy efficient product.

## Consider Also Your Front Door!



## Discover the High Performance Door

**The Novatech High Performance System** features best-in-class insulation to ensure indoor comfort, superior energy performance and exceptional soundproofing. Its components are designed for durability and peace of mind, letting you rest easy for years to come.

[novatechgroup.com/high-performance-system](https://novatechgroup.com/high-performance-system)



Warranty  
**20**  
Years

20-year limited warranty.  
See the detailed warranty on our website.

The information in this brochure is current as of the date of publication but is subject to change.

**Novatech®** For more information, visit [novatechgroup.com](https://novatechgroup.com)

970-0399 Urbania & Loft Patio Door Brochure, English Version 10/2023



### USINE

1355 chemin de la Cité-des-jeunes,  
Saint-Polycarpe, QC  
J0P 1S05

### SALLE DE MONTRE

299 chemin de la Cité-des-Jeunes,  
St-Clet, QC  
J0P 1S0

✉ [info@fibresfutures.com](mailto:info@fibresfutures.com) ☎ 450 267-7818 🖱 [fibresfutures.com](https://fibresfutures.com)